

Auxiliary switch block, 3 NO + 1 NC, EN 50005 Spring type, size S0  
 ... S12 for contactor relays and motor contactors ! Phased-out  
 product! Successor is SIRIUS 3RH2



### General technical data

<b>Product brand name</b>	SIRIUS
<b>Suitability for use</b>	Contactor relay and power contactor
<b>Protection class IP on the front</b>	IP20
<b>Ambient temperature</b>	
• during storage	-55 ... +80 °C
• during operation	-25 ... +60 °C
<b>Mechanical service life (switching cycles) typical</b>	10 000 000
<b>Electrical endurance (switching cycles) at AC-15 at 230 V typical</b>	200 000
<b>Contact reliability of auxiliary contacts</b>	1 faulty switching per 100 million (17 V, 1 mA)
<b>Insulation voltage with degree of pollution 3 at AC rated value</b>	690 V
<b>Surge voltage resistance rated value</b>	6 kV

### Auxiliary circuit

<b>Number of NC contacts for auxiliary contacts</b>	
• instantaneous contact	1
<b>Number of NO contacts for auxiliary contacts</b>	
• instantaneous contact	3

<b>Operating current of auxiliary contacts at AC-12</b>	
• at 24 V	10 A
• at 230 V	10 A
• maximum	10 A
<b>Operating current</b>	
• of auxiliary contacts	
— at AC-14	
— at 125 V	6 A
— at 250 V	6 A
— at AC-15	
— at 24 V	6 A
— at 230 V	6 A
— at 400 V	3 A
• at AC-15 at 690 V rated value	1 A
<b>Operating current</b>	
• of auxiliary contacts at DC-12	
— at 24 V	10 A
— at 110 V	3 A
— at 220 V	1 A
• with 2 current paths in series at DC-12	
— at 24 V rated value	10 A
— at 60 V rated value	10 A
— at 110 V rated value	4 A
— at 220 V rated value	2 A
— at 440 V rated value	1.3 A
— at 600 V rated value	0.65 A
• with 3 current paths in series at DC-12	
— at 24 V rated value	10 A
— at 60 V rated value	10 A
— at 110 V rated value	10 A
— at 220 V rated value	3.6 A
— at 440 V rated value	2.5 A
— at 600 V rated value	1.8 A
<b>Operating current</b>	
• of auxiliary contacts at DC-13	
— at 24 V	6 A
— at 60 V	2 A
— at 110 V	1 A
— at 220 V	0.3 A
• with 2 current paths in series at DC-13	
— at 24 V rated value	10 A

— at 60 V rated value	3.5 A
— at 110 V rated value	1.3 A
— at 220 V rated value	0.9 A
— at 440 V rated value	0.2 A
— at 600 V rated value	0.1 A
• with 3 current paths in series at DC-13	
— at 24 V rated value	10 A
— at 60 V rated value	4.7 A
— at 110 V rated value	3 A
— at 220 V rated value	1.2 A
— at 440 V rated value	0.5 A
— at 600 V rated value	0.26 A

#### Installation/ mounting/ dimensions

<b>Mounting type</b>	snap-on mounting
<b>Width</b>	44 mm
<b>Height</b>	38 mm
<b>Depth</b>	51 mm

#### Connections/ Terminals

<b>Type of electrical connection for auxiliary and control current circuit</b>	spring-loaded terminals
<b>Type of connectable conductor cross-sections</b>	
• for auxiliary contacts	
— finely stranded	
— with core end processing	2x (0.5 ... 1.5 mm <sup>2</sup> )
— without core end processing	2x (0.5 ... 2.5 mm <sup>2</sup> )
• at AWG conductors for auxiliary contacts	2x (20 ... 14)

#### Safety related data

<b>Product function Mirror contact acc. to IEC 60947-4-1</b>	Yes
• <b>Note</b>	with 3RT1
<b>Product function positively driven operation acc. to IEC 60947-5-1</b>	No

#### Certificates/ approvals

General Product Approval	Functional Safety/Safety of Machinery
--------------------------	---------------------------------------



[KC](#)



[Type Examination Certificate](#)

Declaration of Conformity	Test Certificates	Shipping Approval
---------------------------	-------------------	-------------------



[Miscellaneous](#)

[Special Test Certificate](#)

[Type Test Certificates/Test Report](#)



Shipping Approval	other	Railway
-------------------	-------	---------



[Confirmation](#)

[Special Test Certificate](#)

[Type Test Certificates/Test Report](#)

Further information

**Information- and Downloadcenter (Catalogs, Brochures,...)**

<https://www.siemens.com/ic10>

**Industry Mall (Online ordering system)**

<https://mall.industry.siemens.com/mall/en/en/Catalog/product?mlfb=3RH1921-2FA31>

**Cax online generator**

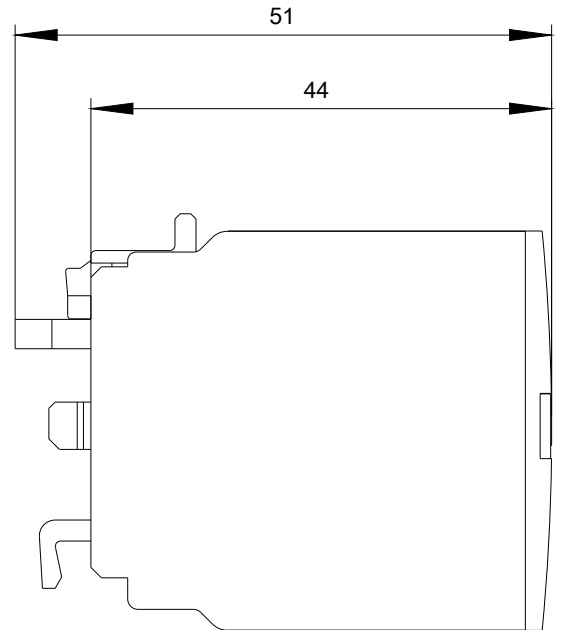
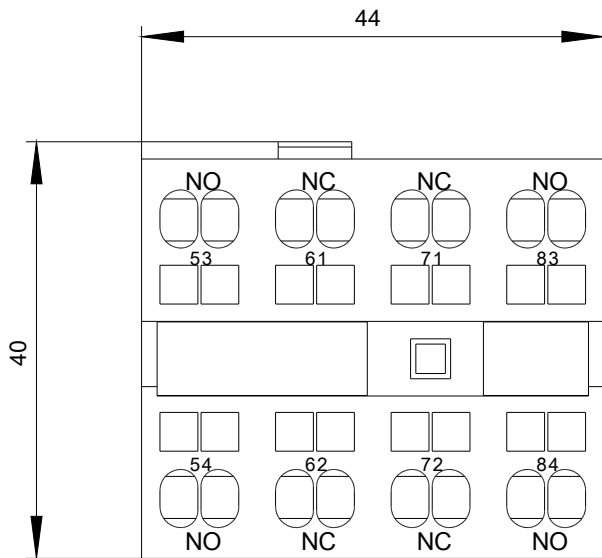
<http://support.automation.siemens.com/WW/CAXorder/default.aspx?lang=en&mlfb=3RH1921-2FA31>

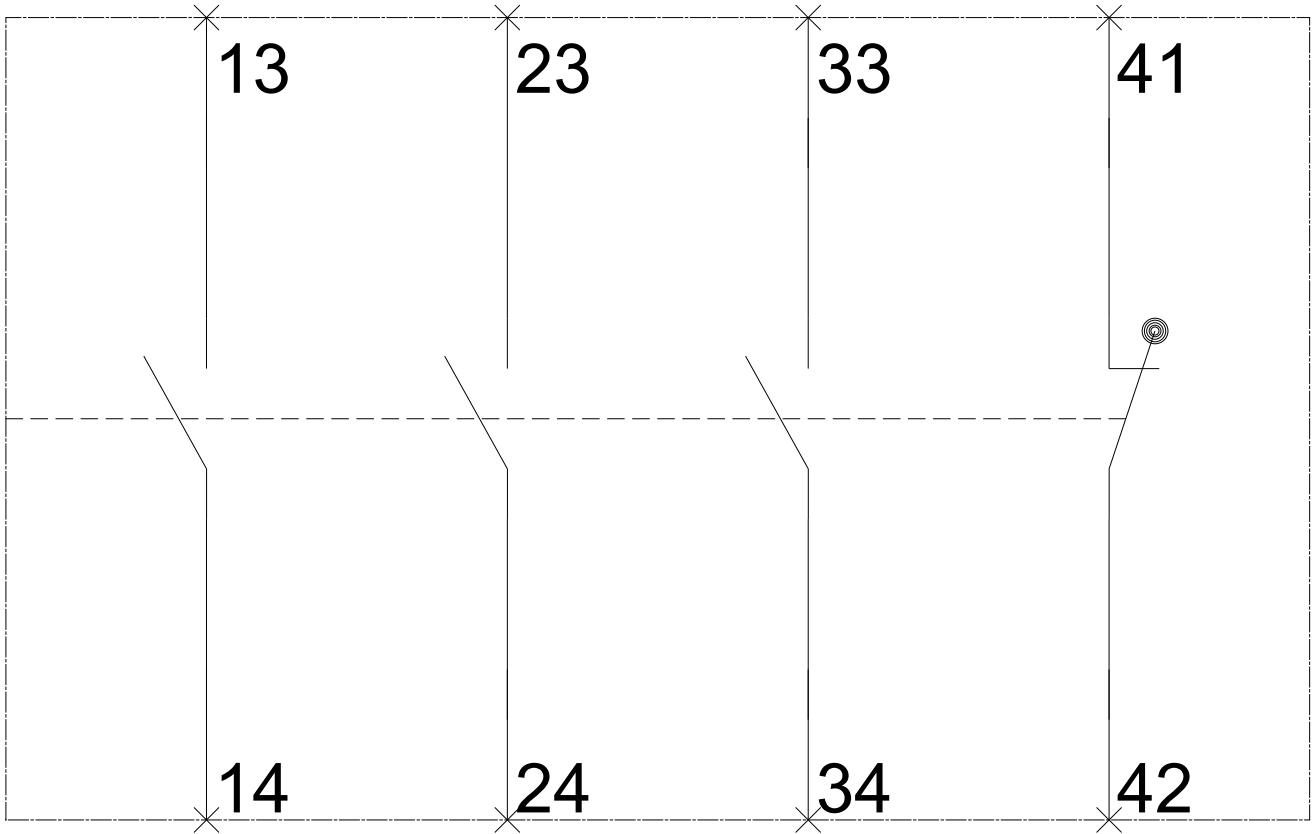
**Service&Support (Manuals, Certificates, Characteristics, FAQs,...)**

<https://support.industry.siemens.com/cs/ww/en/ps/3RH1921-2FA31>

**Image database (product images, 2D dimension drawings, 3D models, device circuit diagrams, EPLAN macros, ...)**

[http://www.automation.siemens.com/bilddb/cax\\_de.aspx?mlfb=3RH1921-2FA31&lang=en](http://www.automation.siemens.com/bilddb/cax_de.aspx?mlfb=3RH1921-2FA31&lang=en)





last modified:

04/09/2020